

EAZA Reproductive Management Group

EAZA RMG Website User Manual

May 2026



Contents

Home Page..... 3

Registering with EAZA RMG 4

Registering a new Institution 4

Login..... 6

User Settings 7

Updating your User Profile, Contact Details and Password..... 7

My Animals Page..... 9

Survey: My Animals..... 10

Survey: All Animals Currently on Contraception 11

Survey: Bouts Requiring Update 12

Survey: Exporting data 13

Adding a New Animal 14

An Animal’s Profile Page..... 16

Animal Data..... 16

Contraceptive Bouts 17

Creating a New Bout 18

The Contraception Information Page 18

Creating a Supplemental Bout 22

Editing an Existing Bout..... 24

Contraception Info 24

Adding a Booster Injection..... 25

Editing a Booster 27

Deleting a Booster 27

The Follow up Page..... 28

Ending a Bout 30

The Transfer/Completion Page 30

Ending a Bout with “Individual was allowed to breed” 33

Transferring an Animal 35

User levels 37

Animal care staff 39

Key Terms 40



Home Page

The Home page for the EAZA RMG online survey can be found at eazarmg.org



Welcome to the EAZA RMG website

To access our free course on reproductive management, please register here: <https://forms.office.com/e/7Zq6FHFkPd>

We are the EAZA Reproductive Management Group, a group formed to gather knowledge on the use of contraception in *ex situ* animals within Europe.

We are an active part of the European zoo and aquarium community, producing contraceptive guidelines for institutions, breeding programme coordinators, and Best Practice Guidelines.

What is animal contraception?

Prior to the introduction of contraception, zoos had four options when it came to managing populations: separate males and females, struggle to care for animals exceeding available resources, transfer animals to new institutions, or in some cases, cull unwanted young. The advancements of contraception now provide another tool for the management of captive populations as well as a baseline for managing free-living wildlife.

Contraception allows animal managers to maintain sustainable population numbers while minimizing inbreeding within family groups. They can be applied therapeutically, preventing certain behaviours such as excessive egg laying or feather plucking in birds. In primates, contraception can also be used to mediate undesirable sexual behaviours and to manage escalated aggression in large social groups.

Animal contraception is not only used in zoos, but has also been applied in animals in reserves and in the wild. For example in managing aggression in bull elephants going through musth, or even controlling the population size of New York City sewer rats!

Which contraceptive is right?

Choosing the correct contraceptive for the species and situation is not a simple case of 'one size fits all' as, given the different physiology and life histories of different animals, contraceptives can have remarkably different effects. A prime example of this is the use of progestin based contraceptives; although frequently used in ungulates and primates, use in canids has been associated with uterine pathology and infection as well as uterine and mammary cancer in felids.

Although many methods of contraception are available, providing safe and effective contraception for species with very different reproductive physiologies can be a major challenge. Contraceptive options available to zoos are usually not specifically designed for use in exotic wildlife.

Wildlife contraception is still very much an emerging field, and while knowledge on contraceptive use is extensive, it is patchy in distribution within the global zoo community. In an effort to centralise contraceptive information, the AZA



A full list of our taxon and product information sheets can be found [here](#)

To understand how we use personal data, please see Chester Zoo's [Privacy Policy](#).

Tweets by [@EAZA_RMG](#)

The **Register** button and **Login** button are located on the top right-hand side of the page.



Registering with EAZA RMG

Start by clicking on the **Register** button and enter your contact details on the registration page.

Register New Contact

Please check that your institution is available in the drop down list before registering a new contact account.

Institution
Institution doesn't exist, please register a new one!
My institution isn't in the list.

Title

First Name

Last Name

Position

Telephone Number

Fax Number

Email Address

Password
Confirm Password

Please complete all required fields outlined in red.

To register, you are required to fill in the boxes highlighted in **RED**: The **Institution** you are associated with, your **First Name** and **Last Name**, your **Email Address** and **Password**. To select your institution, start typing in the name, city or country. Please check that you have searched for your institution under all possible aliases and if applicable, for the English or Native language names of your institution.

Registering a new Institution

If you have not been able to find your institutions name on the list, you will need to add your institution. You can do this by pressing **My institution isn't in the list** and fill in the details. Again, you are required to fill in the boxes highlighted in **RED**: your **Institutions** name, **Address**, **City** and **Country**. Then press **Register New Institution**.



Register New Contact

Please check that your institution is available in the drop down list before registering a new contact account.

Institution

My institution isn't in the list

Title

First Name

Last Name

Position

Telephone Number

Fax Number

Email Address

Password

Confirm Password

Please complete all required fields outlined in red.

Cancel Register

Register New Institution

Please fill in First and Last Name on the left when registering a new institution.

Institution

Address 1

Address 2

City

County / State

Country

Postal Code

Accreditation

Cancel Register New Institution

EAZA RMG will need to process your registration, and we will contact you via email once your registration has been approved. This will take on average up to 2 days.

Once you have registered your institution, a green box will appear, informing you of your successful registration. Complete filling in the 'Register New Contact' section. To finish, press Register. If necessary you can change your contact details at a later date (see User Settings, page 8).



Login

If you have already previously registered, click on the **Login** button and enter your institutional email and password.

EAZA RMG
EAZA Reproductive Management Group

Register **Login**

About Us How We Work Why Use EAZA RMG Pathology Protocols Contraception Uses Monitoring Efficacy

My Animals Guidelines Feedback Resources

Login to EAZA RMG

Email

Password

Log In

If you do not have an EAZA RMG login please click [here](#)

© 2026 - Chester Zoo Version: 1.3.0.0

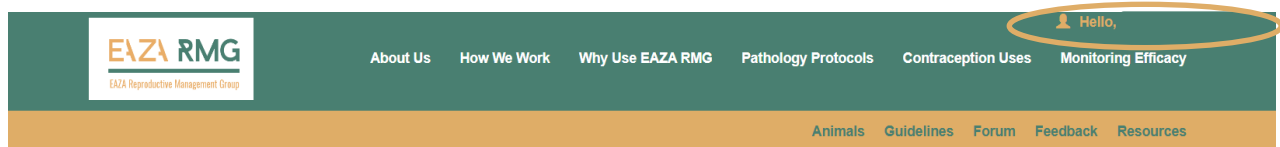


User Settings

Logging in takes you to the **Home** page.

Updating your User Profile, Contact Details and Password

Start by clicking on the icon **Hello, _____!** at the top right-hand side of the page. This will open a dropdown menu listing your **email address, View/Edit Profile, institutions name and Log off.**



Clicking **View/Edit Profile** brings you to the **Update User Profile** page, here you can view and change your contact details or password.

Update User Profile

Contact ID	21219
Created Date	14-Oct-2025
Title	<input type="text"/>
First Name	Gerald
Last Name	McGrew
Position	<input type="text"/>
Phone Number	<input type="text"/>
Fax Number	<input type="text"/>
Email	McGrew@Mcgrewzoo.org
Institution	McGrew Zoo
Password	<input type="password"/> <small>Type a new password or leave blank to keep current password. Use letters and numbers only.</small>
Date Updated	14-Feb-2026
	<input type="button" value="Cancel"/> <input type="button" value="Save"/>

After adding or editing any information, including changing your password, click **Save**.

Remember that all new passwords should be at least eight characters long, with at least one character being something other than a letter.



If the change was accepted, you will be returned to the **Home** page, with a message at the top of the page saying that **Your changes have been saved!**



Your changes have been saved!



My Animals Page

Click on **My Animals** to be taken to the **All Animals** page. Here you can view the survey site, add or edit information about the animals at your institution that are in the contraception database.



All Animals at McGrew Zoo

My Animals
Animals Currently on Contraception
Bouts Requiring Update
Add a New Animal

Found 31 animals at McGrew Zoo.

Database ID	Common Name	House Name	ID Number	Birth Date	Gender	
114091	Red Kangaroo	Adele	116285	28-Dec-2013	Female	🔗
121452	Chimpanzee	Chrissie	25260	11-Mar-1996	Female	🔗
121453	Mandrill	Eevee	C22988	27-Oct-1998	Female	🔗
114090	Addax	Fibbel	999999	01-Jan-2000	Female	🔗
113553	Addax	Flummox	909514	21-Apr-2003	Male	🔗
113554	Addax	Foon	535396	12-Aug-2003	Female	🔗
113552	Addax	Fozzy	417435	11-Oct-2001	Female	🔗
113547	Brown Lemur	Gasket	905931	23-Apr-2012	Female	🔗
113548	Brown Lemur	Gusset	219766	25-Jul-2012	Female	🔗
113550	Western Lowland Gorilla	Joats	939733	30-May-1997	Female	🔗
113557	Asian Small-clawed Otter	Lucy	401945	01-Jul-2009	Female	🔗
113551	Western Lowland Gorilla	Lunks	516409	17-Jul-1997	Female	🔗

Please Note: animals that have recently been transferred may appear on the **All Animals** page but under the **Local ID or House Name of the previous institution**. Make sure to check for previous Local IDs before adding a new animal. If you accidentally create a duplicate record for the same animal, please email contraception@chesterzoo.org as soon as possible.



Survey: My Animals

The **My Animals** tab provides the most comprehensive view, as it lists all animals at an institution that have contraception, both past and present. You can sort the table by clicking on the column headings: **Database ID**, **Common Name**, **House Name**, **ID Number**, **Birth Date**, or **Gender**.

All Animals at McGrew Zoo

[My Animals](#)
[Animals Currently on Contraception](#)
[Bouts Requiring Update](#)
[Add a New Animal](#)

Found 31 animals at McGrew Zoo.

Database ID	Common Name	House Name	ID Number	Birth Date	Gender	
114091	Red Kangaroo	Adele	116285	28-Dec-2013	Female	
121452	Chimpanzee	Chrissie	25260	11-Mar-1996	Female	
121453	Mandrill	Eevee	C22988	27-Oct-1998	Female	
114090	Addax	Fibbel	999999	01-Jan-2000	Female	
113553	Addax	Flummox	909514	21-Apr-2003	Male	
113554	Addax	Foon	535396	12-Aug-2003	Female	
113552	Addax	Fozzy	417435	11-Oct-2001	Female	
113547	Brown Lemur	Gasket	905931	23-Apr-2012	Female	
113548	Brown Lemur	Gusset	219766	25-Jul-2012	Female	
113550	Western Lowland Gorilla	Joats	939733	30-May-1997	Female	
113557	Asian Small-clawed Otter	Lucy	401945	01-Jul-2009	Female	
113551	Western Lowland Gorilla	Lunks	516409	17-Jul-1997	Female	

Database ID is an internal code used by the EAZA RMG database.

You can also filter the selection using the **search box**. You can search for an animal using the Database ID, common name, house name, ID number, or contraception product name, for example: Improvac.



Survey: All Animals Currently on Contraception

The **Animals Currently on Contraception** tab lists only the animals that have an open bout. In addition to the information presented in the **My Animals** tab, the table shows what type of contraceptive is associated with the last open bout for each animal, the date contraception was initiated, and your institution's **Review Date**. The **Review Date** serves as an informal reminder of when to consider the next contraceptive treatment for an animal. You can set it when you create a new bout.

All Animals Currently on Contraception at McGrew Zoo

[My Animals](#)
[Animals Currently on Contraception](#)
[Bouts Requiring Update](#)
[Add a New Animal](#)

✕

[Export to CSV](#)

Found 16 animals with active bouts.

Database ID	Common Name	House Name	ID Number	Gender	Most Recent Product	Most Recent Start Date	Review Date	Bout ID
121452	Chimpanzee	Chrissie	25260	Female		10-Dec-2025	10-Jan-2027	171050
121453	Mandrill	Eevee	C22988	Female	Nexplanon	17-Dec-2025	01-Jan-2027	171051
113554	Addax	Foon	535396	Female	MGA Feed	05-May-2008	08-Sep-2025	142480
113552	Addax	Fozzy	417435	Female	MGA Feed	05-May-2008	08-Sep-2025	142478
113547	Brown Lemur	Gasket	905931	Female	MGA	19-Oct-2015	19-Oct-2017	142759
113550	Western Lowland Gorilla	Joats	939733	Female	Birth Control Pills	26-Dec-2013	08-Sep-2025	142475
113541	Asian Elephant	Marshmallow	470412	Male	IMPROVAC	21-Dec-2017	21-Dec-2018	148109
113542	California sea lion	One Fish	190607	Female	Implanon	15-Oct-2025	15-Oct-2025	170332
113559	Lion-tailed Macaque	Seersucker	966205	Female	Suprelorin	01-Jul-2019	01-Jul-2020	152674
113549	Banteng	Umbus	484454	Female	MGA	30-Dec-2015	30-Dec-2017	142473
121451	Visayan Warty Pig	Wendy	C15944	Female	Suprelorin	09-Dec-2025	09-Dec-2026	171049
113556	Asian Small-clawed Otter	Willy	208145	Male	Suprelorin	16-Jul-2014	16-Jul-2015	142483

Bout ID is another internal code used by the EAZA RMG database.



Survey: Bouts Requiring Update

The **Bouts Requiring Update** tab shows bouts classified by **EAZA RMG** as needing further information. This may be simply because information in a bout is missing. However, it also covers cases where a bout has ended but a follow up is required, perhaps because an animal has been given a breeding recommendation. Having current information on an animal's reproductive history, particularly after the use of contraception has ended, is critically important to understanding the effects of contraception on lifetime reproductive success.

Note: the same animal can have multiple bouts listed in this table if, for example, multiple bouts have incomplete information.

Bouts Requiring Update at McGrew Zoo

My Animals Animals Currently on Contraception **Bouts Requiring Update** Add a New Animal

Filter records (multiple keywords should be separated by a space)...

Export to CSV

Found 4 bouts requiring update.

Common Name	House Name	ID Number	Birth Date	Gender	Bout ID
Asian Elephant	Marshmellow	470412	21-Jan-1989	Male	148109
Jaguar	Sammy		01-Jan-2018	Female	155379
Jaguar	Sammy		01-Jan-2018	Female	171635
Lion-tailed Macaque	Seersucker	966205	24-Nov-2006	Female	142887

Sammy appears twice in this table because two of their bouts require updates.



Survey: Exporting data

The **Animals Currently on Contraception** tab and **Bouts Requiring Update** tab have the option to export the data. Click the **Export to CSV** button and a message will appear: **Data exported successfully!**

All Animals Currently on Contraception at McGrew Zoo

My Animals **Animals Currently on Contraception** Bouts Requiring Update Add a New Animal

Filter records (multiple keywords should be separated by a space)...

Found 15 animals with active bouts.

Database ID	Common Name	House Name	ID Number	Gender	Most Recent Product	Most Recent Start Date	Review Date	Bout ID
121479	Chimpanzee	Alice	2410	Female	Birth Control Pills	23-Dec-2025	23-Feb-2027	171139
121452	Chimpanzee	Chrissie	25260	Female	Birth Control Pills	10-Dec-2025	10-Jan-2027	171050
113553	Addax	Flummox	909514	Male	IMPROVAC	22-Apr-2026	22-Apr-2027	171577
113554	Addax	Foon	535396	Female	MGA Feed	05-May-2008	08-Sep-2025	142480
113547	Brown Lemur	Gasket	905931	Female	MGA	19-Oct-2015	19-Oct-2017	142759
113550	Western Lowland Gorilla	Joats	939733	Female	Birth Control Pills	26-Dec-2013	08-Sep-2025	142475
113541	Asian Elephant	Marshmellow	470412	Male	MPA tablets	03-Feb-2026	03-Feb-2027	171220
113542	California sea lion	One Fish	190607	Female	Altresyn	29-Apr-2026	29-Apr-2027	171614
113542	California sea lion	One Fish	190607	Female	Suprelorin	29-Apr-2026	29-Apr-2027	171613
113559	Lion-tailed Macaque	Seersucker	966205	Female	Suprelorin	01-Jul-2019	01-Jul-2020	152674
121589	California sea lion	Two Fish		Female	Depo-Provera	23-Aug-2011	30-Sep-2011	171638
113549	Banteng	Umbus	484454	Female	MGA	30-Dec-2015	30-Dec-2017	142473

What do you want to do with Bouts_Requring_Update_05-May-2026 (1).csv?

Open Save as Save

At the bottom of the page, click on the downloaded file and it will open an Excel spreadsheet with the survey data on.

Animal#	BirthDate	Gender	HouseName	CommonID	Number	BoutID	STARTDATE	ReviewDate	Comments
1	06/12/1991 00:00	F	Alice	Chimpanz	2410	145862	06/06/2017 00:00		
2	110637	13/09/2007 00:00	M	Apu	Sulawesi	C07547	149659		Implants removed 6-Nov-2017 - sp. already showing swellings (13-Nov-2017).
3	100058	04/06/1998 00:00	F	Asha	Asian Lion	C09413	100264		
4	114808	23/01/2010 00:00	F	Camilla	Sulawesi	C10107	145590	04/05/2017 00:00	Estrus:-
6	100075	11/03/1996 00:00	F	Chrissie	Chimpanz	25260	146832	16/08/2017 00:00	
7	100074	30/06/1972 00:00	F	Heidi	Chimpanz	174	126111	09/09/2010 00:00	
8	109465	21/04/2007 00:00	F	Kiburi	Asian Lion	C11698	126151	05/10/2011 00:00	
9	100073	22/03/1995 00:00	F	Lizzy	Chimpanz	25084	128727	06/06/2012 00:00	
10	100063	19/10/1997 00:00	F	Mandy	Chimpanz	178	126145	25/08/2010 00:00	
11	100064	29/01/1973 00:00	F	Rosie	Chimpanz	175	126109	13/04/2011 00:00	Not implanted again, potential breeding female or will go onto contraceptive pill in the future.
12	100067	04/06/1998 00:00	F	Sally	Chimpanz	1742	100128	20/10/2009 00:00	Estrous:
13	100060	16/06/1986 00:00	F	Sarah	Chimpanz	1474	146267	17/07/2017 00:00	Bout expiry = 13-Jan-2020
14	110577	20/09/2004 00:00	F	Sefiya	Mandrill	co815	142743	27/01/2016 00:00	
15	114293	11/03/2009 00:00	F	Tamzin	Wart Hog	C11685	145365	27/03/2017 00:00	



Adding a New Animal

If you have an animal that has not previously received contraception, you will first have to add it to the database. You can do this by clicking on the **Add a New Animal**.

[My Animals](#)
[Animals Currently on Contraception](#)
[Bouts Requiring Update](#)
[Add a New Animal](#)

Add a New Animal at McGraw Zoo

Animal Information

Taxon ?
Please select an existing Taxon!

North American Studbook Number (SSP)

Global Studbook Number

European or Regional Studbook Number (EEP)

ZIMS number (GAN)

Birth Date

Gender

Animal Details at your Institution

ID Number

House Name

You are required to fill in the boxes highlighted in **RED**: **Taxon** and **Gender**.

Taxon ?

North American Studbook Number (SSP)

Global Studbook Number

European or Regional Studbook Number (EEP)

ZIMS number (GAN)

Birth Date

Gender

- Aepyceros Melampus - Impala
- Aepyceros Melampus rendilis - Kenyan impala
- Lama Glama - Llama**
- Lama Guanicoe - Guanaco
- Lampropeltis pyromelana knoblochi - Chihuahuan mountain kingsnake
- Phoenicopterus roseus null - Greater Flamingo
- Phoenicopterus ruber null - American flamingo

For the Taxon, start typing the common name or scientific name and select the correct Taxa from the dropdown list. If you can't find the correct information, try searching using part of the scientific or common name.



If you're unable to find the correct taxon, email contraception@chesterzoo.org, and we will add it to the database.

When finished, click **Save**. You are then taken to the new **Animal Profile** page (see next section) and a row is created for the new animal in the **My Animals** tab.



An Animal's Profile Page

Animal Data

Every animal in the database has a **Profile** page, which can be accessed by clicking on the link in any of the tabs on the **My Animals** page. You will also be taken directly to the **Animal Profile** page whenever you add an animal to the database.

At the top of the **Animal Profile** page, the taxonomic information is displayed under **Animal Data**, showing: date of birth, sex, and identifiers used for the animal, including local identifiers and **Studbook Numbers**.

[My Animals](#) [Animals Currently on Contraception](#) [Bouts Requiring Update](#) [Add a New Animal](#)

Animal Profile: Fibbel (Varied Record ID: 114858)

Animal Data		Studbook Numbers	
Source	EAZA RMG	North American Studbook Number (SSP)	
Institution	McGrew Zoo	Global Studbook Number	
Scientific Name	Addax Nasomaculatus	European or Regional Studbook Number (EEP)	
Common Name	Addax	ZIMS number (GAN)	
House Name	Fibbel		
ID Number	999999		
Gender	Female		
Birth Date	01-Jan-2000		

[Edit Animal Data](#) ⓘ

You can also add information about transponders if available.

Transponders [Add/Edit Transponders](#)

There are currently no transponders recorded for this animal.

House Name, Local ID Number, and Studbook Numbers can be added or changed at any time by clicking on the **Edit Animal Data** button, below the **Studbook Numbers** column.

If you need to change additional information in the **Animal Data** column, contact us at contraception@chesterzoo.org.



Contraceptive Bouts

The bottom of the **Animal Profile** page contains information on every contraceptive bout associated with an animal at your institution. **For the purposes of the survey site, a contraceptive bout defines the time from start of the contraceptive until it is removed, replaced, or considered expired.**

Add Contraceptive Bout for This Animal

Previous Bouts at ALL Institutions

Institute	Start Date	End Date	Product	Contraception Info	Follow Up	Completion / Transfer	Bout ID	Suppl. Parent ID	Transferred To
McGrew Zoo	24-Apr-2020	09-May-2020	Megace				155380	155379	
McGrew Zoo	01-May-2020	01-Jun-2020	Suprelorin				155379		
McGrew Zoo	02-May-2022	01-May-2023	Suprelorin				171635		

The **Previous Bouts at ALL Institutions** table contains a row for each contraceptive bout. The columns show the institution where the bout started (this might not always be your institution if the animal has been transferred in the past), the start and end dates of the bout, and what product or method was used. **Bout ID** and **Suppl. Parent ID** are internal identifiers used by the EAZA RMG database. **Transferred To** will be filled in if an animal has been transferred, and the table will only contain information from the last bout that started prior to the transfer (see page 35).

The **Contraception Info**, **Follow Up**, and **Completion/Transfer** columns provide links to their respective pages (see the following sections on creating a new bout) through the magnifying glass icons.

Some of the bouts are in the table are highlighted.

BLUE represents a *supplemental bout* (see “Creating a Supplemental Bout”, page 22).

GREEN represents bouts specifically marked as requiring updates after review by **EAZA RMG**. These bouts will also appear in the table of the **Bouts Requiring Update** tab of the **My Animals** page.

You can edit information related to a bout at any time by clicking on the magnifying glass icons. However, once certain information is added to the **Completion/Transfer** page, no further edits to the bout will be allowed. If changes need to be made or additional updates reported, please contact contraception@chesterzoo.org.



Creating a New Bout

The Contraception Information Page

To create a new bout, click on the **Add Contraceptive Bout for this Animal** button on the **Animal Profile** page.

The screenshot shows the 'Animal Profile' page for 'Fibbel' (Varied Record ID: 114858). The page is divided into several sections: 'Animal Data', 'Studbook Numbers', 'Transponders', and 'Previous Bouts at ALL Institutions'. An orange arrow points from the 'Add Contraceptive Bout for This Animal' button in the 'Previous Bouts' section to the text below.

This brings up the **Contraception Information** page, where you can add information about the start of a bout.

Contraception: Fibbel (Addax, ID Number: 999999)

The screenshot shows the 'Contraception Information' page. It includes a 'Contact' dropdown menu set to 'Gerald McGrew'. The 'Pre Bout' section contains fields for 'Animal Weight' (with kg/lbs units), 'Is weight estimated or actual?' (dropdown), 'Date weight taken' (calendar), 'Has the animal sired/had offspring?' (dropdown), and 'Date of birth of most recent offspring' (calendar). The 'Contraception' section has 'Start date' (calendar), 'Start reason' (dropdown), 'Start details' (text), and 'Your institution's anticipated review date' (calendar). The 'Contraception Details' section has 'How was the contraception delivered?' (dropdown). A red border highlights the 'Start reason' and 'Your institution's anticipated review date' fields. A warning message at the bottom says 'Please complete all required fields outlined in red.' Below the form are 'Save Bout Details' and 'Cancel' buttons.

In most cases, the **Contact** field will be filled in with your name; if not, select it from the dropdown menu. The **Pre Bout** section asks about weight and parity. Remember to use the most recent information available



before or on the day the bout started. You are required to fill in the boxes highlighted in **RED**: the **Contraception start reason**, **anticipated review date** and **Contraception Details** on how the contraception was delivered.

The **anticipated review date** is when you next plan to make a decision regarding contraception for this animal. *For example:* Suprelorin 9.4mg is effective for 1 year, so we will set a review date around one year after the Start Date. Certain types of contraception, for example: Birth Control Pills or Sterilization, do not require a review date. If this is the case, please enter: 01-Jan-1900.

Remember to enter the dose in grams, with a full stop for example: 4.75. Do **not** type as 4.75g! If you enter any letters, you will not be able to save the bout details and a message will appear on the screen.

If the dose is unknown, enter 0.

Contraception Details

How was the contraception delivered? Implant

Method of Contraception

Method / Commercial Name / Active Ingredient ▼

Manufacturer Name ▼

Distributor Name ▼

Distributor country ▼

Did you need an import licence? No

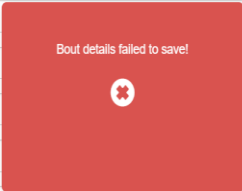
What was the route? ▼

Where was it placed? ▼

What dose (in grams) was used 4.75g g mg µg kg

Save Bout Details
Cancel

Bout details failed to save!



Choosing the **Method / Commercial Name / Active Ingredient** of contraception delivery displays a list of fields for that form of contraception. *For example:* the implant Suprelorin – Deslorelin has been selected. New fields have appeared asking for further information about the contraception. Some are highlighted in **RED** and require an answer.



Contraception Details

How was the contraception delivered?

Method of Contraception

Method / Commercial Name / Active Ingredient

Manufacturer Name

Distributor Name

Distributor country

Did you need an import licence?

Batch No/Lot Number

What was the route?

Where was it placed?

What was the number of implants (e.g. 1, 2 etc)?

Deslorelin Product

What dose (in grams) was used g mg µg kg

Was a second supplemental contraception method used?

Was separation used?

Please complete all required fields outlined in red.

Information for some fields may not be available and can be left blank. Others will require values before the bout can be saved.

Click the **Save Bout Details** button when you're finished filling in the available information, once you have done this a green box with **Bout Details saved successfully** will appear.

What was the route?

Where was it placed?

What was the number of implants (e.g. 1, 2 etc)?

Deslorelin Product

What dose (in grams) was used g mg µg kg

Was a second supplemental contraception method used?

Was separation used?

Bout details saved successfully!

After clicking on **Save Bout Details**, a new box will appear at the bottom of the page: **Add/Edit Comments**.



The screenshot shows a web form titled "Add/Edit Comments". At the top, there is a dark green button labeled "Add/Edit Comments". Below this is a section titled "General comments". Inside this section, there is a text input area with the placeholder text "Please give details". Below the input area are two buttons: "Save Comments" (with a small icon) and "Cancel". A callout box with an orange border and arrow points to the text input area, containing the text: "Think of this section as an additional line of communication between you and EAZA RMG."

Click on **Add/Edit Comments** and it will open a comment box where you can add any additional details related to the bout not covered by previous questions, or you can elaborate on your answers to certain questions. The **Add/Edit Comments** box can also be used to indicate no change has been made since the last survey, e.g., if an animal has a continuing bout of birth control pills. **EAZA RMG** may read and leave additional comments too. If a bout is marked as requiring update but you're not sure why, check the **Add/Edit Comments** to see if there's an indication of what is missing. Also, if you notice that information has been changed, we may have left explanations for the edits in the **Add/Edit Comments** box too. Make sure to click **Save Comments** and **Save Bout Details** again!

Note: throughout the process of creating, updating, and ending a bout, the webpage will need to refresh after you make certain selections in order to display additional fields relevant to the information you've entered.



Creating a Supplemental Bout

The process of creating a new bout is the same across contraceptive methods, with one important exception. Treatment with a gonadotropin-releasing hormone (GnRH) agonist, such as Suprelorin, initially causes a stimulation phase that can result in oestrus and ovulation. To avoid the stimulation phase, a progestin, such as Ovaban, may be given as a **supplemental bout**.

Create a new bout on the **Add Contraceptive Bout for this Animal** as outlined previously. This time, enter **Yes** in the **“Was a supplemental contraception method used?”** field.

Method of Contraception

Method / Commercial Name / Active Ingredient	Suprelorin - Deslorelin acetate
Manufacturer Name	
Distributor Name	
Distributor country	
Did you need an import licence?	No
Batch No/Lot Number	
What was the route?	Subcutaneously
Where was it placed?	
What was the number of implants (e.g. 1, 2 etc)?	2
Deslorelin Product	9.4mg
What dose (in grams) was used	0.0188 <input checked="" type="radio"/> g <input type="radio"/> mg <input type="radio"/> µg <input type="radio"/> kg
Was a second supplemental contraception method used?	Yes
Was separation used?	No

[Save Bout Details](#) [Cancel](#)

Then click the **Save Bout Details** button. You will be directed to a new page to enter the details for the supplemental bout.

Add Deslorelin Supplementary Bout: Sammy (Jaguar, ID Number:)

Parent Bout ID: 171635

Start Date	23-Apr-2026
End Date	07-May-2026
How was the supplement delivered?	Oral
Active Ingredient	Regu-mate - Altrenogest
What dose (in grams) was used	0.001 <input checked="" type="radio"/> g <input type="radio"/> mg <input type="radio"/> µg <input type="radio"/> kg

[Save Supplementary Bout Details](#) [Cancel](#)

In this case, we indicate that we treated with Regumate one week prior to and one week after the placement of the Suprelorin implant. Click **Save Supplementary Bout Details** and you will be taken back to the **Animal**




Profile page. Now with two new bouts added to the table. The new *supplemental bout* immediately appears in **BLUE** and can no longer be edited.


Note: the Suprelorin bout we just created is not highlighted in green because it hasn't yet been reviewed and marked for follow up by **EAZA RMG**.













Editing an Existing Bout

Contraception Info

You can view information about a contraceptive bout at any time by clicking on the magnifying glass icons in the table of the animal's **Profile** page. 

Previous Bouts at ALL Institutions Add Contraceptive Bout for This Animal 

Institute	Start Date	End Date	Product	Contraception Info	Follow Up	Completion / Transfer	Bout ID	Suppl. Parent ID	Transferred To
McGrew Zoo	28-Dec-2014	20-Jan-2015	Depo-Provera				142490		
McGrew Zoo	20-Jan-2015	03-Feb-2015	Ovaban				142489	142488	
McGrew Zoo	26-Jan-2015	26-Jul-2015	Suprelorin				142488		
McGrew Zoo	25-Feb-2016	10-Mar-2016	Ovaban				142888	142887	
McGrew Zoo	03-Mar-2016	01-Jul-2019	Suprelorin				142887		
McGrew Zoo	24-Jun-2019	08-Jul-2019	Ovaban				152675	152674	
McGrew Zoo	01-Jul-2019		Suprelorn				152674		

Please note that you will be unable to edit completed bouts unless they require updating e.g. if the animal was allowed to breed. Any records that require updating will be highlighted in green, and will appear on the **Bouts Requiring Update** tab.



Adding a Booster Injection

To add a booster injection, do **not** create a new bout. Instead, go to the **Animal Profile** page. Click on the magnifying glass under the **Contraceptive Info** column on the product that requires a booster. Booster injections can only be added for contraception that has been listed as **Injection** on the **Contraceptive Info** page.

Here, we will add a booster for IMPROVAC.

Animal Profile: Flummox (Varied Record ID: 114051)

Animal Data		Studbook Numbers	
Source	EAZA RMG	North American Studbook Num1	
Institution	McGrew Zoo	Global Studbook Number	
Scientific Name	Addax Nasomaculatus	European or Regional StudbookP)	
Common Name	Addax	ZIMS number (GAN)	
House Name	Flummox	Edit Animal Data	
ID Number	909514		
Gender	Male		
Birth Date	21-Apr-2003		

Transponders [Add/Edit Transponders](#)

There are currently no transponders recorded for this animal.

Previous Bouts at ALL Institutions [Add Contraceptive Bout for This Animal](#)

Institute	Start Date	End Date	Product	Contraception Info	Follow Up	Completion / Transfer	Bout ID	Suppl. Parent ID	Transferred To
McGrew Zoo	05-May-2008	07-Nov-2017	IMPROVAC				142479		

Under the **Method of Contraception** section, click on the **Add Booster Vaccination** button.

Method of Contraception

Method / Commercial Name / Active Ingredient: IMPROVAC - GnRH protein conjugate

Manufacturer Name:

Distributor Name:

Distributor country:

Did you need an import licence?: No

What was the route?:

Where was it placed?:

What dose (in grams) was used: 0.0005 g mg µg kg

[Add Booster Vaccination](#)

Booster Vaccines for Bout:	Booster ID	Gram Dose	Date Administered	
	702	0.0005	02-Sep-2014	Edit
	703	0.0005	05-Oct-2014	Edit

[Save Bout Details](#) [Cancel](#)

Type in the dose and date administered in the **Add Booster Vaccination** section, then click **Save**.



Add Booster Vaccination

What dose (in grams) was used g mg µg kg

Date administered

A green box will appear saying **Booster added successfully!** Now you can view the booster at the bottom of the screen.

Method of Contraception

Method / Commercial Name / Active Ingredient

Manufacturer Name

Distributor Name

Distributor country

Did you need an import licence?

What was the route?

Where was it placed?

What dose (in grams) was used g mg µg kg


Booster Vaccines for Bout:	Booster ID	Gram Dose	Date Administered	
	6675	1	01-May-2019	<input type="button" value="Edit"/>

When finished click **Save Bout Details**.



Editing a Booster

A booster can be edited or deleted. As before, go to the **Animal Profile** page and click on the magnifying glass under the **Contraceptive Info** column to view the boosters.

Booster Vaccines for Bout:	Booster ID	Gram Dose	Date Administered	
	6675	1	01-May-2019	 Edit

Click **Edit** next to the booster to alter any information, when done click **Save** and **Save Bout Details**.


Deleting a Booster


To delete a booster, click **Edit** and then click **Delete**.

Edit Booster Vaccination ✕

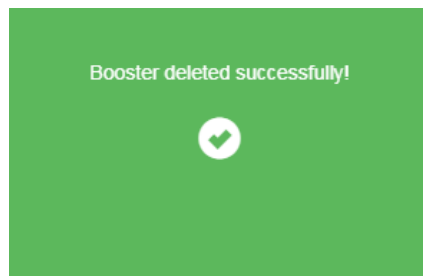
What dose (in grams) was used

 g
 mg
 µg
 kg

Date administered 

 **Delete**
Close
Save

A message will appear: **Booster deleted successfully!**



When finished click **Save Bout Details**.



The Follow up Page

The **Follow Up** page allows you to record changes that occur as a bout progresses. It can be accessed through the magnifying glass icon in the table of bouts on the **Animal Profile** page.

Let's add some follow up information to the Suprelorin.

Previous Bouts at ALL Institutions

Add Contraceptive Bout for This Animal ?

Institute	Start Date	End Date	Product	Contraception Info	Follow Up	Completion / Transfer	Bout ID	Suppl. Parent ID	Transferred To
McGrew Zoo	24-Apr-2020	09-May-2020	Megace	Q			155380	155379	
McGrew Zoo	01-May-2020	01-Jun-2020	Suprelorin	Q	Q	Q	155379		
McGrew Zoo	02-May-2022	01-May-2023	Suprelorin	Q	Q	Q	171635		

The first two sections request information about **Mate Access** and **Breeding Behaviour**. If mate access has been continuous since contraception started, enter the date on which the bout started.

Details of Mate Access

During contraception did the animal have access to an individual of the opposite sex (mate) at anytime then please provide the following. ?

Start date of mate access	<input style="width: 90%;" type="text" value="dd-MMM-yyyy (e.g. 01-Jan-1901)"/> ☰
End date of mate access	<input style="width: 90%;" type="text" value="dd-MMM-yyyy (e.g. 01-Jan-1901)"/> ☰

Breeding Behaviour

Was copulation/intromission observed by staff prior to birth control?	<input style="width: 95%;" type="text"/>
Was copulation/intromission observed by staff after the birth control was initiated?	<input style="width: 95%;" type="text"/>
Were signs of breeding/sexual behaviours observed during the treatment period?	<input style="width: 95%;" type="text"/>
For primates - Did sexual swelling occur during contraception?	<input style="width: 95%;" type="text"/>
Comments about sexual behaviour and swellings	<input style="width: 95%; height: 40px;" type="text"/>

The last two sections ask about changes in **Social Behaviours** and **Physical Changes**. Once the information has been added, click **Save Bout Details** and a green box will appear with **Bout details saved successfully**. If you also want to end the bout, check Yes when you get to the final question.



Social Behaviours During Contraception Bout

How did aggression change during treatment?

Did it impact the social/group rank?

Comments about social behaviours and the social dynamic

Physical Changes During Contraception Bout

Did the individual gain weight while on the contraception?

Were there other physical changes during the treatment period? Please give details

Has the current contraception bout terminated? Yes No

Again, additional comments can be made at the bottom of the page in the **Add/Edit Comments** box. When finished, **Save Comments** and **Save Bout Details**.

Add/Edit Comments



Ending a Bout

The Transfer/Completion Page

Knowing how and why contraception bouts end is essential to refining our recommendations. The **Completion/Transfer** page asks you to record the circumstances in which each bout ends. You can access the **Completion/Transfer** page through the magnifying glass icon.

To illustrate this process, let's add completion information for the open Depo-Provera bout shown below.

Animal Profile: Two Fish (Varied Record ID: 124910)

Animal Data

Source	EAZA RMG
Institution	McGrew Zoo
Scientific Name	Zalophus Californianus Californian
Common Name	California sea lion
House Name	Two Fish
ID Number	
Gender	Female
Birth Date	27-Jun-1997

Studbook Numbers

North American Studbook Number (SSP)	
Global Studbook Number	
European or Regional Studbook Number (EEP)	
ZIMS number (GAN)	190608

Edit Animal Data

Transponders

Add/Edit Transponders

There are currently no transponders recorded for this animal.

Previous Bouts at ALL Institutions

Institute	Start Date	End Date	Product	Contraception Info	Follow Up	Completion Transfer	Bout ID	Suppl. Parent ID	Transferred To
McGrew Zoo	01-Jun-2011		Depo-Provera	🔍	🔍	🔍	171636		
McGrew Zoo	03-Aug-2011		Depo-Provera	🔍	🔍	🔍	171637		
McGrew Zoo	23-Aug-2011		Depo-Provera	🔍	🔍	🔍	171638		

Add Contraceptive Bout for This Animal

Note: a bout doesn't need to be highlighted in green for you to add completion information. This is especially relevant with products like Depo-Provera, where you may want to start and end multiple bouts, each of which corresponds to a specific injection given over a period of time.

You'll first be asked whether the animal was transferred during the bout. (You can find out how to handle these cases in the section, "Transferring an animal" on page 35. For now, let's assume that the animal is still at our institution and select No.



Transfer / Completion: Two Fish (California sea lion, ID Number:)

Transfer

Has the animal been transferred? Yes No

Current Contraception Bout Status

Please give the date the contraception bout ended or date when presumed ended (e.g. injection, expiration or implant lost)

How was the contraception bout terminated?

Why was the contraception bout terminated?

Would you like to add a new bout for this animal? Yes No

⚠ Please complete all required fields outlined in red.

You'll then be asked to categorize when, how, and why the bout ended. The selections in the dropdown boxes aim to summarize the most common situations.

In this case, we gave One Fish her next Depo-Provera shot on 30-Sep-2011, so we'll use this as the end date for the current bout. Because we gave her another dose of Depo-Provera, we have essentially 'replaced' her existing contraceptive, so we'll choose "Replace/change any contraception product" as how the bout ended. Finally, we gave her another shot because the one at the start of this bout should no longer be effective, so we'll choose "Expiration of contraception" as why the bout ended.

Making these choices will open a new set of questions asking for more specific information.

Note: Some of these questions won't always be relevant, so you can leave some of them blank.



Current Contraception Bout Status

Please give the date the contraception bout ended or date when presumed ended (e.g. injection, expiration or implant lost)

How was the contraception bout terminated?

Why was the contraception bout terminated?

Was the implant physically removed?

Do you believe the implant was accidentally lost after it was inserted (e.g. migrated out, rejected from animal or removed by the animal)?

Expiration of contraceptive

Did the contraception product expire before the manufacturers expected injection/implant expiration date?

Would you like to add a new bout for this animal? Yes No

These questions aren't relevant for a Depo-Provera injection, but for products like Suprelorin and Nexplanon, knowing what happens to an implant after a bout ends can be very important.

If you'd like to enter information for a new bout, you can take a shortcut by checking **Yes** on the last question and then click **Save Bout Details**. Doing so will open a blank **Contraception Information** page.

Otherwise, selecting **No** will return you to the **Animal Profile** page.



Ending a Bout with “Individual was allowed to breed”

It is especially important to track what happens to animals that are allowed to breed after treatment with contraception. These data are fundamental to growing our understanding of reversibility dynamics.

For example: Sally the Asian Small-Clawed Otter has been given a breeding recommendation after having been treated with a 12-month Suprelorin implant. We'll note that with our selections in the initial dropdown boxes.

Current Contraception Bout Status

Please give the date the contraception bout ended or date when presumed ended (e.g. injection, expiration or implant lost)	30-Aug-2015
How was the contraception bout terminated?	Discontinued contraception (removed, stopped any other contraception) or individual transferred
Why was the contraception bout terminated?	Individual was allowed to breed
Was the implant physically removed?	Yes

Choosing an end date for these types of bouts may be tricky in some cases, particularly with Suprelorin, whose actual time to expiration can be quite variable. In this case, the implant was carefully removed after the breeding recommendation was made, so we can use the date of that procedure as the stop date.

Making these choices will open new fields for recording information about the breeding attempt. If it's just begun, there might not be further information to add, and you can simply save the completion information as is. The bout will continue to appear in the **Bouts Requiring Update** tab, and you can record further details after a pregnancy occurs or the breeding attempt ends.

The first set of new questions asks about the details of the birth if a pregnancy does occur, while the second section concerns the pairing. These data are useful for studies of reversibility. The “Date breeding attempted ended” field should be filled in even if a breeding attempt ends without a pregnancy, and you can add any potential explanations for the failure of the breeding attempt in the comment box below.



If the individual was found to be pregnant

Was the pregnancy planned or unplanned?

What date was the offspring born?

Estimated Conception Date

What was the fate of the offspring?

If abortion/miscarriage: Approximate age of fetus (Days)

If it was a planned pregnancy (i.e. individual was allowed to breed)

What date was the individual placed with a mate for breeding?

Date breeding attempted ended

If the individual did not become pregnant - Was there a suspected reason why?

The last few questions ask about the fate of the contraceptive product itself. Knowing if contraceptive implants were removed is another critical aspect of reversibility studies.

If it was an unplanned pregnancy

Was the contraception confirmed in place at the time of conception?

Was the contraception confirmed in place at the time of birth?

Would you like to add a new bout for this animal? Yes No

The questions about unplanned pregnancies can be ignored and left blank when the animal was recommended to breed.

If a bout ends because an unplanned pregnancy is discovered, you can select "Individual was found to be pregnant" in the why contraception was ended dropdown box at the top of the page.



Transferring an Animal

The database is designed to track animals if they are transferred, but we rely on institutions to detail when transfers occur and how they affect contraception status. Indicating that an animal has been transferred is built into the process of completing a bout (see “Ending a Bout”, page 30).

To illustrate, let’s transfer Flummox the Addax.

Transfer / Completion: Flummox (Addax, ID Number: 909514)

Transfer

Has the animal been transferred? Yes No

Transfer Zoo

Transfer Date

Is the bout ongoing?

Would you like to add a new bout for this animal? Yes No

⚠ Please complete all required fields outlined in red.

Having indicated that Flummox was transferred at the top of the **Completion/Transfer** page, we next fill in when and where.

Note: in the **Transfer Zoo** box there is the option to type e.g., ***** Institution Not Known *****, Private Institution/Individual, and Private consultant in zoo and wildlife.

If you don’t see an institution in the dropdown and think it should be included, send the institution’s information to contraception@chesterzoo.org.

Transfer

Has the animal been transferred? Yes No

Transfer Zoo

Transfer Date

Is the bout ongoing?

Would you like to add a new bout for this animal? Yes No



The next important decision to make is whether the bout is still ongoing at the time of transfer. For long-lasting contraceptives, like implants that aren't removed or injections that haven't yet expired, the bout is considered to be ongoing. In these cases, entering **Yes** in this field will be the last step for your institution.

EAZA RMG will review the information and transfer the records within the database. It will then be up to the new institution, which will see the bout listed on the **Bouts Requiring Update** tab, to end the bout when appropriate.

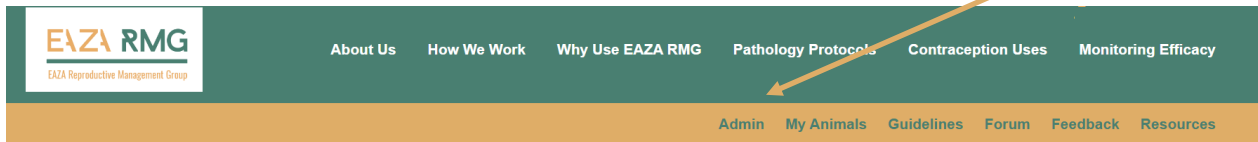
If the bout has ended before or at the time of transfer, the process will be the same as ending any other bout after entering the transfer information. When an animal has been transferred well after her last bout ended, it won't be necessary to enter that in the final bout. If this situation does arise, you can just notify EAZA RMG, and we'll take care of transferring the animal to the new institution.

Receiving institutions will only be able to see the most recent bout prior to transfer and will not have access to an animal's full contraception history. Similarly, the transferring institution will not have access to subsequent bouts at the new institution.



User levels

If you are entering data for multiple institutions, please contact contraception@chesterzoo.org to arrange access to multiple institutions. Once registered, you can switch between zoos by press the **Admin** button.



Press **Zoo Switch**.

Admin

Special Admin



Select the zoo you want to access and press **Set as Your Zoo**. The page will refresh back to the **Admin** page.

Zoo Switch

For admin users only, change zoo for use during this session

This is for short-term usage - switch back to normal zoo after use

Institution

To check which zoo you are currently logged in with, press **Hello, _____!** at the top right-hand side of the page. A drop down menu will appear with your **email address**, **View/Edit Profile**, and the **institutions name**.





To switch between zoos you can also press (Switch Zoo) on the drop-down menu.



Animal care staff

If animal care staff at your institution would like to add information regarding social behaviour, reproductive behaviour, physical changes to the animal during/after the contraceptive bout, please contact contraception@chesterzoo.org to set up a user profile for them.

This user level will be able to see and edit information on the **Follow Up** page only:

Previous Bouts at ALL Institutions Add Contraceptive Bout for This Animal ⓘ

Institute	Start Date	End Date	Product	Follow Up	Bout ID	Suppl. Parent ID	Transferred To
McGrew Zoo	23-Dec-2025		Birth Control Pills	🔍	171139		



Key Terms

Bout: One bout is one application of the contraceptive; it is completed either at removal, replacement, or when the product has passed its expiration date. For vaccinations that require boosters, one bout refers to the course of vaccinations from the start until the institution decides to stop using contraception.

Reversal: Reversals include the end of suppression where males resume producing testosterone, and females resume cycling, the observation of breeding behaviours, conception, including abortions and miscarriages, and births including live and stillbirths. To clarify the type of reversal, you can add a comment to the Add/Edit comments box.

Failure: Contraception is considered a failure if a female gets pregnant while the contraceptive is still in place and active, if a male sires offspring, if the target behaviour doesn't change (e.g. aggression, feather plucking etc.), or if there was no suppression evident during hormone analysis.

